



# L3 eXaminer 3DX EDS Operator Training Course


The L3 eXaminer 3DX EDS Operator Training Course teaches students the proper and effective use of the eXaminer 3DX EDS system. This interactive, self-paced course teaches the student how to use the various features of the L3 eXaminer 3DX EDS machine. As a result of this training, each student will understand the machine's controls and be able to use the imaging options to correctly identify prohibited items.

## Key Features

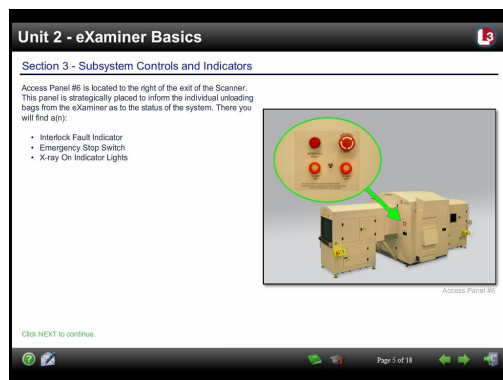
- Individualized, self-paced instruction
- Standardized instruction
- Customized remediation and testing
- Secure records management
- Detailed training reports
- Practical exercises

## Key Benefits

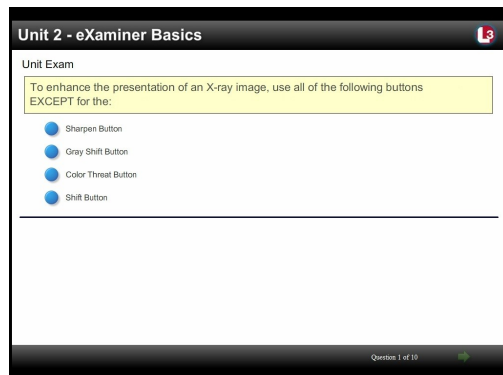
- Standardized - The student interacts with the same training content and must achieve the same minimum passing grades. This ensures each student is trained to the same standard and are prepared to carry out his responsibilities.
- Practical - Safe and effective way for the student to practice performing critical skills he will use on the job.
- Comprehensive - The training teaches the student how to properly scan items and analyze X-ray images. This comprehensive approach prepares the student to detect and prevent the widest variety of threats from passing the security screening checkpoint.
- Self-paced - Each student can work through the training at his own pace. Custom remedial instruction is used to provide the right amount of training at the right time.



Operator Course Screen



Operator Course Screen



Unit Exam



# L3 eXaminer 3DX EDS Operator Training Course

## Course Topics

**eXaminer Basics** – Teaches the basic structure and major components of the eXaminer 3DX EDS. The student must be able to identify and explain the purpose of various controls and indicator lights.

**Safety Measures** – Teaches the student how to safely operate the machine and explains the precautions that must be taken.

**Operating the System** – Teaches the student how to prepare the system for use and perform an Image Quality Test. The student will learn proper baggage loading procedures and the inspection process.

**BVS Screen Displays** - Teaches about the Baggage Viewing Station application screen, Menu Bar options, X-ray Status indicator, Conveyor Status messages, Screen Indicator fields, Image Fault indicator messages, Sharpen fields, Gray Shift, Color fields, and Reverse Image feature.

**Additional Resources** - Teaches the student how to resolve system problems as well as explores additional training resources such as Threat Image Projection and the On-the-Job Training feature.

SAFE PASSAGE INTERNATIONAL Date: 11/02/2010 Time: 2:17:19 PM

Transcript Report - Content Course

Name: Administrator, Default  
ID: 7777  
Status: L3 eXaminer 3DX EDS Operator Course

Course Code	Course Title	In Progress				Last Access
L3EXA110_EN_AV	L3 eXaminer 3DX EDS Operator Course					
Unit	Status	Score	Required	Attempts	Last Access	
Unit 1	No Unit Exam	--	--	--	--	
Unit 2	Passed	70%	70%	1	11/02/2010	
Unit 3	Passed	80%	70%	1	11/02/2010	
Unit 4	Failed	30%	70%	1	11/02/2010	
Unit 5	Exam Not Attempted	--	--	--	--	
Unit 6	Exam Not Attempted	--	--	--	--	
Final Exam	Final Not Attempted	--	--	--	--	

Student Transcript Report

### Courseware Specifications

Applications:

Initial

Delivery Options:

CBT, WBT

Estimated Seat Time:

Operator Course: 3.5 - 4 Hours

Languages:

Arabic, English, Spanish

Note: Courseware availability is based upon selection from the above specifications.

Innovative Solutions. Superior Training. Accelerated Performance.

www.safe-passage.com

info@safe-passage.com

**Corporate Headquarters**  
333 Metro Park  
Rochester, New York 14623  
UNITED STATES  
Tel: +1 585 292 4910  
Fax: +1 585 292 4911

**ATS - Aviation Training & Services**  
Luiz Faccini, 416 - 2º floor -  
Guarulhos - SP - Brazil  
07110-000  
Tel: +55 11 2229-8938  
Cel: +55 11 96631-6965

